

## Literacy Resource

### *LINC Literacy Addendum – A Support Document for the LINC Literacy Component*

The LINC Literacy Addendum, published in 1998, was developed as a support document for the LINC Literacy Component (1997). It provides photocopiable worksheet masters for the LINC literacy instructors to use with literacy learners who need to practice their literacy and numeracy skills through many activities. Co-authored by Nancy L. Hutt and Lynn C. Young, The LINC Literacy Addendum was published in 1998 as a project sponsored by Citizenship and Immigration Canada. The Introduction consists of the following sections:

- Overview of the LINC Literacy Addendum
- Visual Model
- The Five Stages of ESL Literacy
- Outcomes for Literacy Stages 1 and 2: The Foundation Skills
- Relation of Literacy Stages to Literacy Benchmarks and LINC Levels
- Key Classroom Points

The LINC Literacy Addendum Worksheets cover the following 12 themes:

- Housing
- Family Life
- Media
- Education
- Transportation
- Commercial Services
- Canadian Society
- Employment
- Health and Safety
- Canadian Law
- Government and Community Services
- Leisure

The Introduction and each of the 12 themes are viewable as standalone PDF documents. (Given that this resource was originally published as a hard-copy binder, the binder contains all of the 13 parts and comprises a single publication.)

# LINC LITERACY ADDENDUM

A SUPPORT DOCUMENT FOR  
THE LINC LITERACY COMPONENT

October, 1998

## HEALTH AND SAFETY

*Part 10 of 13*

CO-AUTHORS

Nancy L. Hutt      Lynn C. Young

LAYOUT AND PRODUCTION

Robert S. Miles

SECRETARIAL SUPPORT

Phung Lam

A PROJECT SPONSORED BY CITIZENSHIP AND IMMIGRATION CANADA







Draw lines to match the pictures:






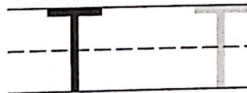
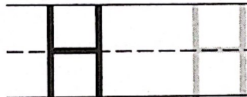
Cross out the sign that is different:





Trace and copy:

HOSPITAL





Fill out the form:

LINC Medical Centre

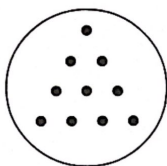
LAST NAME: \_\_\_\_\_

FIRST NAME: \_\_\_\_\_

HEALTH CARD NUMBER:  
-----•••-----



Count the dots and write the number:

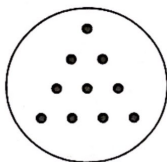


=

\_\_\_\_\_

-----

\_\_\_\_\_


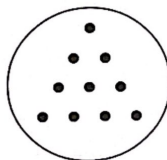


=

\_\_\_\_\_

-----

\_\_\_\_\_


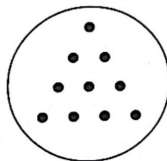


=

\_\_\_\_\_

-----

\_\_\_\_\_

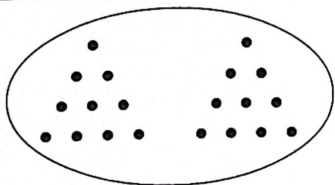


=

\_\_\_\_\_

-----

\_\_\_\_\_



=

\_\_\_\_\_

-----

\_\_\_\_\_



Circle the word that is the same:

CITY	CITE	CITY	CITIZEN
City	City	Circle	Civic
city	cite	citizen	city

PROVINCE	PROTECT	PROVES	PROVINCE
Province	Program	Province	Provide
province	provide	proves	province

POSTAL CODE	POS COD	POSTAL CODE	POST CO
Postal code	Postal office	Postal cost	Postal code
postal code	postal code	postal cod	postal cost





Cut out the letter cards at the bottom of the page.  
Unscramble the letters to spell the words:

---



\_\_\_\_\_



\_\_\_\_\_

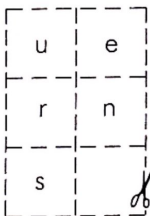


\_\_\_\_\_


1.



2.



3.





Write the words next to the matching sign:

Look at the sign.  
The circle and the line mean "No".



What does this sign mean?  
Trace the words.



No Smoking

No Food or Drink

No Running

No Admittance



\_\_\_\_\_

-----

\_\_\_\_\_



\_\_\_\_\_

-----

\_\_\_\_\_



\_\_\_\_\_

-----

\_\_\_\_\_



Fill out the form:

---

 LINC Medical Centre 

Last Name: \_\_\_\_\_

First Name: \_\_\_\_\_

Address: \_\_\_\_\_  
\_\_\_\_\_

City Province

Postal Code: \_\_\_\_\_

Telephone Number: \_\_\_\_\_

Health Card Number: \_\_\_\_\_



Fill in the table by adding the numbers:

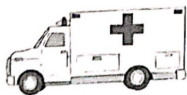

---

+	0	1	2	3	4	5	6	7	8	9	10
0											
1											
2											
3											
4											
5											
6											
7											
8											
9											
10											



Draw lines to match the emergency vehicles to the emergencies:

---



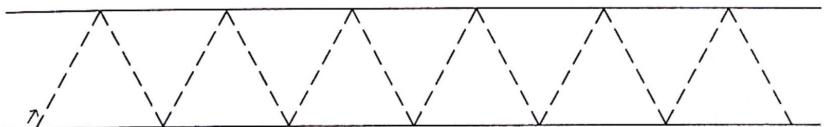
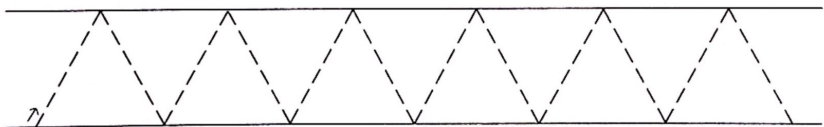
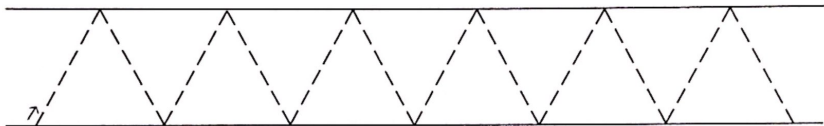


Circle the sign that is the same:





Trace:





Trace:

---



police



fire








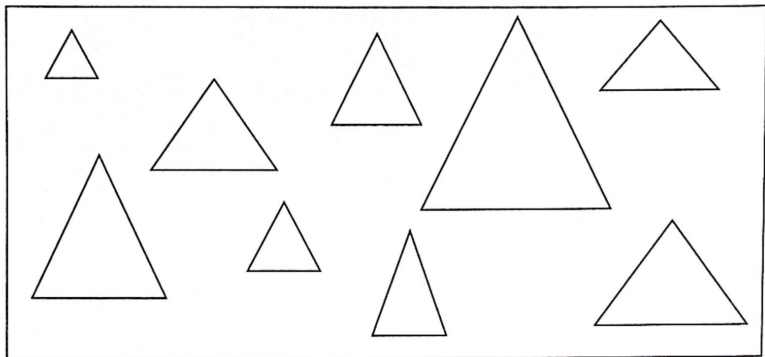
ambulance

---





Look at the shapes in the box. What shapes are they? Circle the pictures below with the same shape:





Cut out the pictures. Glue the pictures to match the beginning sounds:

d

f

p




5





Cut out the sentences. Put them in the order of an emergency telephone call:



9-1-1



What's your address?



Ambulance.



825 Dundas Street, Apartment 201.



My daughter drank poison.



Ambulance. What's the emergency?



Police? Fire? Ambulance?



The ambulance is on its way.



Please hold.





Copy the sentences using the words in the box:

poison baby house son fire burglar wife apartment

1)

My



drank



My

2)

My



is on



3)

There is a



in my



4)

My



is having a





Copy the words:

---



police

\_ o \_ i \_ e



emergency

e \_ e \_ \_ e \_ cy



hospital

\_ o \_ \_ i \_ a \_



ambulance

a \_ \_ u \_ a \_ ce



poison

\_ o i \_ o \_



fire

\_ i \_ e

---



Subtract. Write how many are left:

---

$$\begin{array}{r} 17 \\ -5 \\ \hline \end{array}$$

$$\begin{array}{r} 19 \\ -16 \\ \hline \end{array}$$

$$\begin{array}{r} 18 \\ -5 \\ \hline \end{array}$$

$$\begin{array}{r} 9 \\ -6 \\ \hline \end{array}$$

$$\begin{array}{r} 18 \\ -11 \\ \hline \end{array}$$

$$\begin{array}{r} 15 \\ -4 \\ \hline \end{array}$$

$$\begin{array}{r} 16 \\ -12 \\ \hline \end{array}$$

$$\begin{array}{r} 11 \\ -10 \\ \hline \end{array}$$

$$\begin{array}{r} 19 \\ -7 \\ \hline \end{array}$$

$$\begin{array}{r} 19 \\ -9 \\ \hline \end{array}$$

$$\begin{array}{r} 9 \\ -3 \\ \hline \end{array}$$

$$\begin{array}{r} 14 \\ -4 \\ \hline \end{array}$$

$$\begin{array}{r} 9 \\ -7 \\ \hline \end{array}$$

$$\begin{array}{r} 15 \\ -4 \\ \hline \end{array}$$




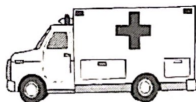

$$\begin{array}{r} 16 \\ -10 \\ \hline \end{array}$$

$$\begin{array}{r} 20 \\ -10 \\ \hline \end{array}$$

---



Cut out the pictures on the right. Glue them next to the pictures that are the same:





Circle the words that are the same:

---

1. man

man nam ran man

2. ran

nar ran man ran

3. hat

tan hat hat fat

4. fat

fat taf fat hat

5. hit

tih nit hit hit

6. bit

hit bit bit tib


---



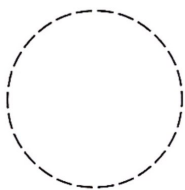


Look at the circle. Then trace, copy and draw:

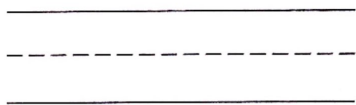
---



circle



circle



Draw 1 circle.

Colour it blue.



Trace and copy:

O O O

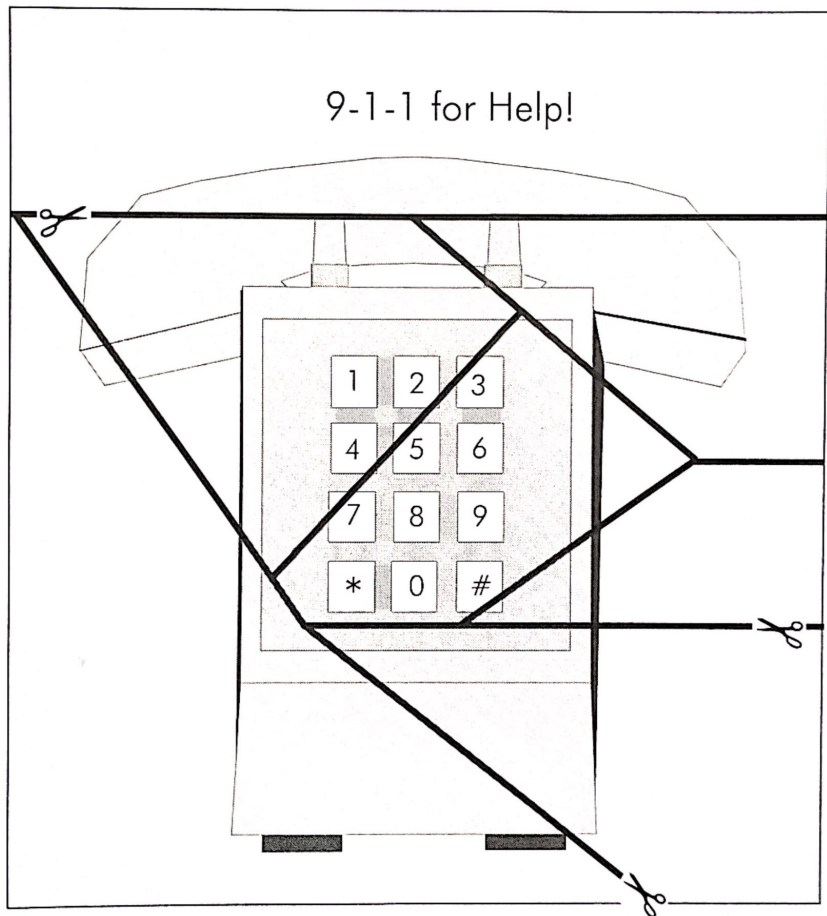
C C C

e e e

Police















Cut up the telephone to make a puzzle. Then put the pieces together to make the picture:





Look at the letters in each column. Circle the picture that begins with that sound:

P p	F f	T t	K k
			
			
			



Read the sentences. Circle Yes or No:

---

1.



He is happy.

Yes

No

2.



He is angry.

Yes

No

3.



She is sad.

Yes

No

4.



She is hurt.

Yes

No

5.



She is fine.

Yes

No

6.



He needs help.

Yes

No

---



Write the words in the spaces:

---

police

beat

ambulance

hurt

		h	—	—	—	
		—	e	—	—	
—	—	—	l	—	—	—
		p	—	—	—	—



Fill in the blank with the correct word:

---

1.



She \_\_\_\_\_ happy.

is

is not

2.



He \_\_\_\_\_ angry.

is

is not

3.



She \_\_\_\_\_ hurt.

is

is not

4.



She \_\_\_\_\_ a police officer.

is

is not



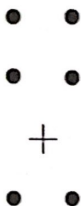
Add or count the dots. Write the answers:

---

1.



2.



3.



4.



5.



6.

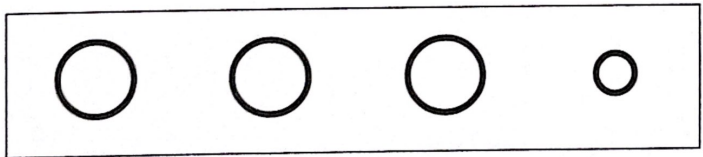
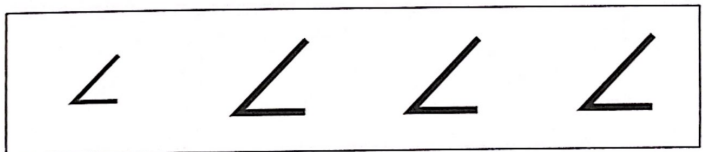

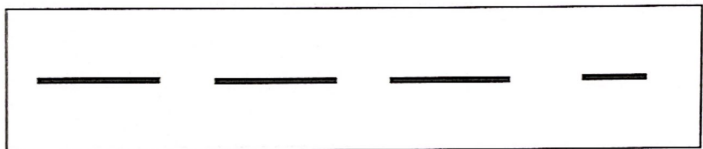












Circle the different size:

---





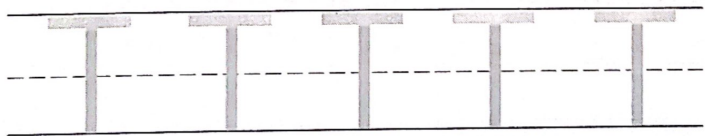
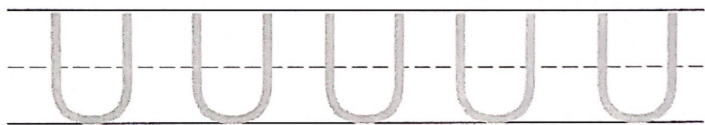
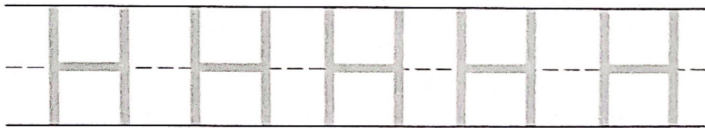
Put an X on the picture that is different:





Trace:

---





Copy the words into the boxes:

---

H E L P

--	--	--	--

F I R E

--	--	--	--

P O L I C E

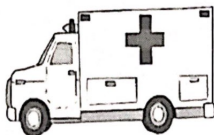
--	--	--	--	--	--

---



Circle the thing in the middle of each row:

---











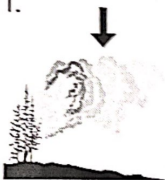



9 | |

---



Match the pictures to the words below. Write the numbers in the boxes:

1. 	2. 	3. 	4. 
5. 	6. 	7. 	8. 
9. 	10. 	11. 	12. 

matches

no smoking

ambulance

first aid box

police

break in

danger

poison

caution

smoke

fire

smoke alarm



Fill in the missing letters:

---

1.



\_ a t \_ \_ e s

2.



s \_ o \_ e a \_ a \_ \_

3.



\_ r e a \_ i \_

4.



f \_ \_ e e x \_ i \_ \_ u i s \_ e \_

5.



\_ o c \_

6.



\_ o \_ m o \_ i n g

7.



\_ i \_ \_ a \_ a \_ m

8.



\_ i r s \_ a i \_ \_ o x

---



Read the words in the box. Put in the correct group:

lock      fire alarm      matches      fire extinguisher  
smoke      lighter      poison      smoke alarm  
                 first aid box      gas

DANGEROUS	SAFE
_____	_____
_____	_____
_____	_____
_____	_____
_____	_____





Write the first letter of the word as your teacher says the word:

---

A.

1. \_\_\_ it

2. \_\_\_ it

3. \_\_\_ it

4. \_\_\_ it

5. \_\_\_ it

6. \_\_\_ it

B.

1. \_\_\_ in

2. \_\_\_ in

3. \_\_\_ in

4. \_\_\_ in

5. \_\_\_ in

6. \_\_\_ in








1, 2, 3

Count the items in each row that can hurt you.  
Then write the number in the box:




Cut out the pictures on the right. Glue them next to the pictures that are the same:





Match the letters in the boxes:

B	d
D	p
P	b

M	w
N	m
W	n

V	w
U	v
W	u

O	g
C	o
G	c

T	i
L	t
I	l


E	f
F	l
L	e




Trace:

---

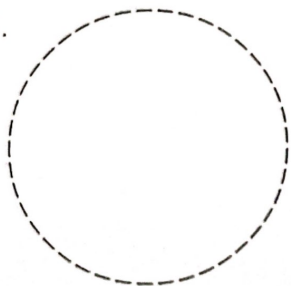
1.



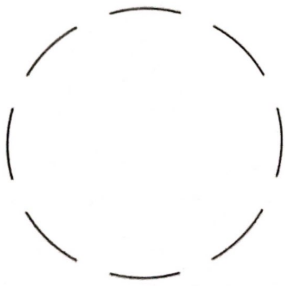
2.



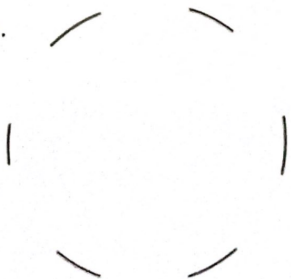
3.




4.



5.



6.





Trace and copy:

P

B

b

p



Fill in the missing numbers:

1 2 3 \_\_\_ 5 6 \_\_\_ 8 9 10

1 \_\_\_ 3 4 \_\_\_ 6 7 8 \_\_\_ 10

\_\_\_ 2 \_\_\_ 4 5 \_\_\_ 7 \_\_\_ 9 10

1 \_\_\_ 3 \_\_\_ \_\_\_ 6 \_\_\_ 8 9 \_\_\_

\_\_\_ 2 \_\_\_ \_\_\_ 5 \_\_\_ 7 \_\_\_ \_\_\_ 10

\_\_\_ 2 \_\_\_ 4 \_\_\_ \_\_\_ \_\_\_ 8 \_\_\_ \_\_\_



Draw lines to match the pictures to the words:

---



doctor



hospital



dentist



x-ray



needle



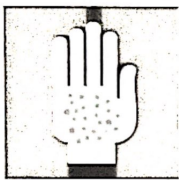
medicine

---



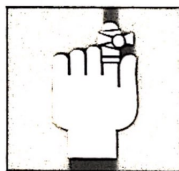


Match the pictures to the sentences:




—

1. I have a cold.




—

2. I have a cough.



—

3. I have a fever.



—

4. I have a rash.



—

5. I have a sore finger.



Copy the sentences using the words in the box:

toothache

headache


sore throat

broken leg

sore foot


broken arm

1. He has a  . \_\_\_\_\_

2. She has a  . \_\_\_\_\_

3. She has a  . \_\_\_\_\_

4. He has a  . \_\_\_\_\_

5. He has a  . \_\_\_\_\_

6. He has a  . \_\_\_\_\_



Trace and copy:

---



walking

---

---



running

---

---



swimming

---

---



cycling

---

---



Continue each pattern:

---

2, 4, 6, 8, \_\_, \_\_, \_\_, \_\_, \_\_, \_\_

5, 10, 15, 20, \_\_, \_\_, \_\_, \_\_, \_\_, \_\_

8, 10, 12, 14, \_\_, \_\_, \_\_, \_\_, \_\_, \_\_

1, 3, 1, 3, \_\_, \_\_, \_\_, \_\_, \_\_, \_\_

28, 27, 28, 27, \_\_, \_\_, \_\_, \_\_, \_\_, \_\_

94, 95, 94, 95, \_\_, \_\_, \_\_, \_\_, \_\_, \_\_

---



Put an X on the picture that is different:





Circle the word that is the same:

---

1. pea      

bean	pear	pea
------	------	-----

2. bean      

beet	bean	pear
------	------	------

3. milk      

milk	mill	meat
------	------	------

4. pear      

pea	pen	pear
-----	-----	------

5. meat      

meet	meat	met
------	------	-----

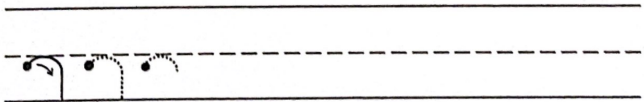
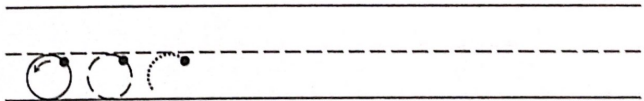
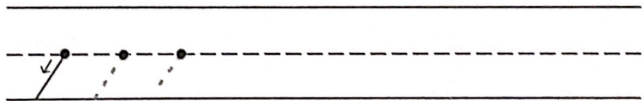
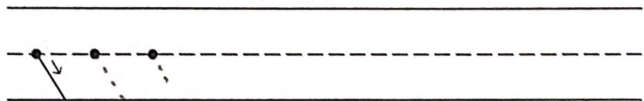
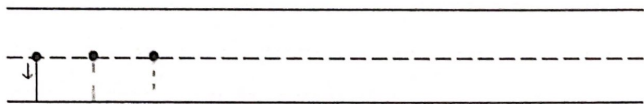
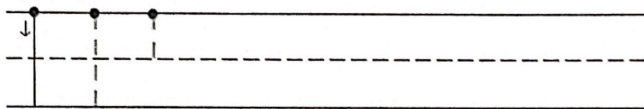
6. fish      

dish	lick	fish
------	------	------

---



Trace and copy:





Trace and copy:



milk



bread



fish



eggs





Draw lines to match the numbers that are the same:

---

6	9
0	6
9	0

2	3
5	2
3	5

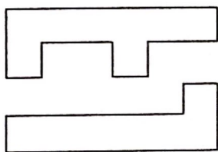
4	7
7	1
1	4



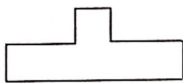
Draw lines to match the words to the shapes of the words:

---

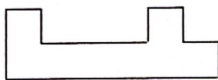
1. peach



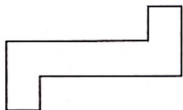
2. tomato



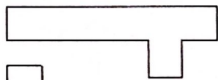
3. grapes




4. banana




5. melon



6. carrot



7. apple



8. bean



9. orange



10. lemon



Read the sentences. Cut them out. Put the sentence strips in order to show how to make a fruit salad:



Cut the fruit into pieces.

Mix the fruit salad.

Take out the seeds.

Wash the apples and pears.

Put the fruit pieces in a bowl.

Peel the oranges and bananas. ✂



Fold page. Student A spells words, Student B writes.  
Then Student B spells words, Student A writes:

1.



fold  
milk

1.



\_\_\_\_\_

2.



bread

2.



\_\_\_\_\_

3.



apple

3.



\_\_\_\_\_

4.



fruit

4.



\_\_\_\_\_

5.



onions

5.



\_\_\_\_\_

1.



\_\_\_\_\_

1.



corn

2.



\_\_\_\_\_

2.



meat

3.



\_\_\_\_\_

3.



broccoli

4.



\_\_\_\_\_

4.



watermelon

5.



\_\_\_\_\_

5.




cherries




Choose the word to complete the sentence.  
Copy the sentence:



1. I \_\_\_\_\_  bananas.

like	don't like
------	------------

2. I \_\_\_\_\_  fish.

like	don't like
------	------------

3. I \_\_\_\_\_  grapes.

like	don't like
------	------------

4. I \_\_\_\_\_  tomatoes.

like	don't like
------	------------



Add or subtract:

---

- 5	
8	3
17	
7	
15	
18	
9	
5	
16	

+ 8	
2	
11	
9	
7	
10	
4	
1	
12	

- 4	
14	
18	
8	
19	
9	
7	
6	
17	